

CLARION COUNTY NEW ADDRESS REQUEST FORM

\$150 deposit may apply - please see instructions for explanation

Application Information

1. Applicant Name: _____ 2. Telephone No: _____
3. Current Mailing Address: _____
City _____ State _____ Zip Code _____
4. Email Address: _____

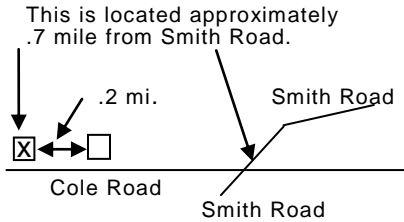
New Address Information

4. Township or Borough of new address structure: _____
5. Road Name (or Route No.): _____
NOTE: If located on a corner, list road name which your structure faces.
6. Address of nearest addressed structure: _____
7. Distance from nearest addressed structure (to nearest 1/10 mile): _____
NOTE: Refer to Question 13, Example 1 for sample measurement.
8. Has this new address had a prior subdivision and/or land survey performed?
 Yes No *If No, skip Question 9.*
9. Name of subdivision or subdivider/land owner: _____
10. Type of construction of new address:
- | <u>Residential</u> | <u>Commercial/Manufacturing</u> |
|--|--|
| <input type="checkbox"/> Single family <input type="checkbox"/> Duplex | <input type="checkbox"/> Single Business/Site |
| <input type="checkbox"/> Multiple family | <input type="checkbox"/> Multiple Businesses/Sites |
| Number of families _____ | Number of Businesses/Sites _____ |
| <input type="checkbox"/> Other _____ | <input type="checkbox"/> Other _____ |
11. Apartment number, business office suite or lot number of new address structure:
 Apartment _____ Suite _____
 Lot Number _____
12. If known, please provide the following data on the new address:
 Parcel number _____ Deed book & Page No.(s) _____
 Tax map number _____ Acreage of lot(s) _____

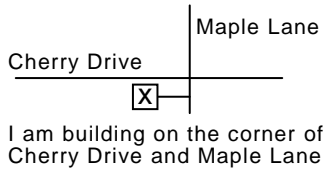
New Address Location

13. In the section below, sketch the approximate location of the new address structure on the lot(s) upon which it will be situated, showing the nearest street(s), location of adjacent structures (if any), streams, bodies of water, or any other items that will enable Clarion County to assign an address in a precise manner. For your convenience, please refer to the following examples.

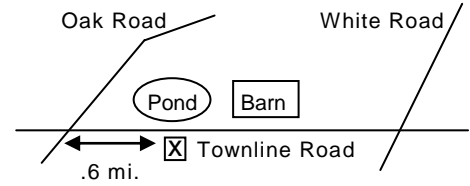
Example 1



Example 2

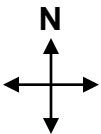


Example 3



I am building right across road from pond which is next to the red barn.
 NOTE: Mileage needed because pond and barn are unknown addresses.

Note: Include the distance between the roadway and the structure you are requesting a New Address for: _____. If available, please provide GPS Latitude & Longitude coordinates of your structure: _____, _____.



NOTE: Please provide accurate mileage to the nearest 1/10 of a mile. Inaccurate mileage may result in the need to repeat this process later.

14. Please submit this form to: *Clarion County Office of Emergency Services
 ATTN: Addressing Department
 421 Madison Road
 Clarion, PA 16214
 Office Telephone: (814) 226-6631*

For specific addressing or relative questions: (814) 226-6631

COUNTY USE ONLY:

9-1-1 Reimbursable

Non-9-1-1 Reimbursable